


PAAVAI ENGINEERING COLLEGE, NAMAKKAL – 637018
(AUTONOMOUS)
B.Tech. PHARMACEUTICAL TECHNOLOGY
REGULATIONS 2023
(CHOICE BASED CREDIT SYSTEM)
(Applicable to the students admitted from the academic year 2023-2024 onwards)
CURRICULUM
SEMESTER I

S.No	Category	Course Code	Course Title	L	T	P	C
1			Induction Programme				
Theory							
2	HS	GE23101	தமிழர் மரபு /Heritage of Tamils	1	0	0	1
3	BS	MA23101	Matrices and Calculus	3	1	0	4
4	BS	CH23103	Chemistry for Technologists	3	0	0	3
5	ES	ME23101	Engineering Graphics	2	0	2	3
6	ES	EE23101	Basic Electrical and Electronics Engineering	3	0	0	3
Theory with Laboratory							
7	HS	EN23101	Communication Skills for Engineers I	2	0	2	3
Practical							
8	BS	CH23104	Chemistry Laboratory	0	0	2	1
9	ES	GE23102	Electrical and Electronics Engineering Practices Laboratory	0	0	2	1
TOTAL				14	1	8	19

SEMESTER II

S.No	Category	Course Code	Course Title	L	T	P	C
Theory							
1	HS	GE23201	தமிழரும் தொழில்நுட்பமும்/ Tamils and Technology	1	0	0	1
2	BS	MA23201	Complex Variables and Differential Equations	3	1	0	4
3	BS	PH23202	Physics of Materials	3	0	0	3
4	ES	CS23201	Problem Solving and Python Programming	3	0	0	3
5	PC	PT23201	Biochemistry and Microbiology	3	0	0	3
Theory with Laboratory							
6	HS	EN23201	Communication Skills for Engineers II	2	0	2	3
Practical							
7	BS	PH23205	Physics of Materials Laboratory	0	0	2	1
8	ES	GE23203	Civil and Mechanical Engineering Practices Laboratory	0	0	2	1
9	ES	CS23202	Problem Solving and Python Programming Laboratory	0	0	4	2
10	PC	PT23202	Biochemistry and Microbiology Laboratory	0	0	4	2
TOTAL				15	1	14	23



அலகு I

மொழி மற்றும் இலக்கியம்

3

இந்திய மொழிக் குடும்பங்கள் - திராவிட மொழிகள் - தமிழ் ஒரு செம்மொழி- தமிழ் செவ்விலக்கியங்கள் - சங்க இலக்கியத்தின் சமயச் சார்பற்ற தன்மை - சங்க இலக்கியத்தில் பகிர்தல் அறம் - திருக்குறளில் மேலாண்மைக் கருத்துக்கள் - தமிழ்க் காப்பியங்கள் தமிழகத்தில் சமண பௌத்த சமயங்களின் தாக்கம் - பக்தி இலக்கியம், ஆழ்வார்கள் மற்றும் நாயன்மார்கள் - சிற்றிலக்கியங்கள் - தமிழில் நவீன இலக்கியத்தின் வளர்ச்சி - தமிழ் இலக்கிய வளர்ச்சியில் பாரதியார் மற்றும் பாரதிதாசன் ஆகியோரின் பங்களிப்பு.

அலகு II

மரபு - பாறை ஓவியங்கள் முதல் நவீன ஓவியங்கள் வரை

3

நடுகல் முதல் நவீன சிற்பங்கள் வரை - ஐம்பொன் சிலைகள் - பழங்குடியினர் மற்றும் அவர்கள் தயாரிக்கும் கைவினைப் பொருட்கள், பொம்மைகள் - தேர் செய்யும் கலை - சுடுமண் சிற்பங்கள் - நாட்டுப்புறத் தெய்வங்கள் - குமரிமுனையில் திருவள்ளுவர் சிலை - இசைக் கருவிகள் - மிருதங்கம், பறை, வீணை, யாழ், நாதஸ்வரம், - தமிழர்களின் சமூக பொருளாதார வாழ்வில் கோவில்களின் பங்கு.

அலகு III

நாட்டுப்புறக் கலைகள் மற்றும் வீர விளையாட்டுகள்

3

தெருக்கூத்து, கரகாட்டம், வில்லுப்பாட்டு, கணியன் கூத்து, ஓயிலாட்டம், தோல்பாவைக் கூத்து, சிலம்பாட்டம், வளரி, புலியாட்டம், தமிழர்களின் விளையாட்டுகள்.

அலகு IV

தமிழர்களின் திணைக் கோட்பாடுகள்

3

தமிழகத்தின் தாவரங்களும், விலங்குகளும் - தொல்காப்பியம் மற்றும் சங்க இலக்கியத்தில் அறம் மற்றும் புறக் கோட்பாடுகள் - தமிழர்கள் போற்றிய அறக்கோட்பாடு - சங்ககாலத்தில் தமிழகத்தில் எழுத்தறிவும், கல்வியும் - சங்ககால நகரங்களும் துறைமுகங்களும் - சங்க காலத்தில் ஏற்றுமதி மற்றும் இறக்குமதி - கடல்கடந்த நாடுகளில் சோழர்களின் வெற்றி.

அலகு V

இந்திய தேசிய இயக்கம் மற்றும் இந்திய பண்பாட்டிற்குத் தமிழர்களின் பங்களிப்பு


3

இந்திய விடுதலைப் போரில் தமிழர்களின் பங்கு - இந்தியாவின் பிறப்பகுதிகளில் தமிழ்ப் பண்பாட்டின் தாக்கம் - சுயமரியாதை இயக்கம் - இந்திய மருத்துவத்தில் சித்த மருத்துவத்தின் பங்கு - கல்வெட்டுகள், கையெழுத்துப்படிகள் - தமிழ்ப் புத்தகங்கள் அச்சு வரலாறு.

TOTAL PERIODS: 15

TEXT CUM REFERENCE BOOKS:

1. தமிழக வரலாறு – மக்களும் பண்பாடும் – கே.கே.பிள்ளை. (வெளியீடு தமிழ்நாடு பாடநூல் மற்றும் கல்வியியல் பணிகள் கழகம்).
2. கணினித் தமிழ் – முனைவர் இல. சுந்தரம் (விகடன் பிரசுரம்).
3. கீழடி – வைகை நதிக்கரையில் சங்ககால நகர நாகரிகம் (தொல்லியல் துறை வெளியீடு).
4. பொருளை – ஆற்றங்கரை நாகரிகம் (தொல்லியல் துறை வெளியீடு).
5. Social Life of Tamils (Dr.K.K.Pillay) A Joint publication of TNTB & ESC and RMRL – (in print).
6. Social Life of the Tamils – The Classical Period (Dr.S.Singaravelu) (Published by International institute of Tamil Studies.
7. Historical Heritage of the Tamils (Dr.S.V.Subramanian, Dr.K.D.Thirunavukkarasu)
8. The Contributions of the Tamils to Indian Culture (Dr.M.Valarmathi) (Published by International institute of Tamil Studies)
9. Keeladi – ‘Sangam City Civilization on the banks of river vaigai’ (Jointly Published by Department of Archaeology & Tamil Nadu Text Book and Educational Services Corporation, Tamil Nadu)
10. Studies in the History of India with Special Reference to Tamil Nadu (Dr.K.K.Pillay) (Published by the author)
11. Porunai Civilization (Jointly Published by Department of Archaeology & Tamil Nadu Text Book and Educational Services Corporation, Tamilnadu).
12. Journey of Civilization Indus to vaigai (R.Balakrishnan) (Published by RMRL) – Reference Book


Head of the Department
Department of Science & Humanities
Avvai Engineering College (Autonomous)
NH-44, Pachal, Namakkal-637 018

GE23101

HERITAGE OF TAMILS

L P T C

1 0 0 1

UNIT I LANGUAGE AND LITERATURE 3

Language Families in India - Dravidian Languages – Tamil as a Classical Language - Classical Literature in Tamil – Secular Nature of Sangam Literature – Distributive Justice in Sangam Literature - Management Principles in Thirukural - Tamil Epics and Impact of Buddhism & Jainism in Tamil Land - Bakthi Literature Azhwars and Nayanmars - Forms of minor Poetry - Development of Modern literature in Tamil - Contribution of Bharathiyar and Bharathidhasan.

**UNIT II HERITAGE - ROCK ART PAINTINGS TO MODERN ART – 3
SCULPTURE**

Hero stone to modern sculpture - Bronze icons - Tribes and their handicrafts - Art of temple car making - - Massive Terracotta sculptures, Village deities, Thiruvalluvar Statue at Kanyakumari, Making of musical instruments - Mridhangam, Parai, Veenai, Yazh and Nadhaswaram - Role of Temples in Social and Economic Life of Tamils.

UNIT III FOLK AND MARTIAL ARTS 3

Therukoothu, Karagattam, Villu Pattu, Kaniyan Koothu, Oyillattam, Leatherpuppetry, Silambattam, Valari, Tiger dance - Sports and Games of Tamils.

UNIT IV THINAI CONCEPT OF TAMILS 3

Flora and Fauna of Tamils & Aham and Puram Concept from Tholkappiyam and Sangam Literature - Aram Concept of Tamils - Education and Literacy during Sangam Age - Ancient Cities and Ports of Sangam Age - Export and Import during Sangam Age - Overseas Conquest of Cholas.


**UNIT V CONTRIBUTION OF TAMILS TO INDIAN NATIONAL 3
MOVEMENT AND INDIAN CULTURE**

Contribution of Tamils to Indian Freedom Struggle - The Cultural Influence of Tamils over the other parts of India – Self-Respect Movement - Role of Siddha Medicine in Indigenous Systems of Medicine – Inscriptions & Manuscripts – Print History of Tamil Books.

TOTAL PERIODS: 15

TEXT CUM REFERENCE BOOKS:

1. தமிழக வரலாறு – மக்களும் பண்பாடும் – கே.கே.பிள்ளை. (வெளியீடு தமிழ்நாடு பாடநூல் மற்றும் கல்வியியல் பணிகள் கழகம்).
2. கணிணித் தமிழ் – முனைவர் இல. சுந்தரம் (விகடன் பிரசுரம்).
3. கீழடி – வைகை நதிக்கரையில் சங்ககால நகர நாகரிகம் (தொல்லியல் துறை வெளியீடு).
4. பொருதை – ஆற்றங்கரை நாகரிகம் (தொல்லியல் துறை வெளியீடு).
5. Social Life of Tamils (Dr.K.K.Pillay) A Joint publication of TNTB & ESC and RMRL – (in print).
6. Social Life of the Tamils – The Classical Period (Dr.S.Singaravelu) (Published by International institute of Tamil Studies.
7. Historical Heritage of the Tamils (Dr.S.V.Subramanian, Dr.K.D.Thirunavukkarasu)
8. The Contributions of the Tamils to Indian Culture (Dr.M.Valarmathi) (Published by International institute of Tamil Studies)
9. Keeladi – ‘Sangam City Civilization on the banks of river vaigai’ (Jointly Published by Department of Archaeology & Tamil Nadu Text Book and Educational Services Corporation, Tamil Nadu)
10. Studies in the History of India with Special Reference to Tamil Nadu (Dr.K.K.Pillay) (Published by the author)
11. Porunai Civilization (Jointly Published by Department of Archaeology & Tamil Nadu Text Book and Educational Services Corporation, Tamilnadu).
12. Journey of Civilization Indus to vaigai (R.Balakrishnan) (Published by RMRL) – Reference Book


Head of the Department
Department of Science & Humanities
Paavai Engineering College (Autonomous)
NH-44, Pachal, Namakkal-637 018

OUTCOMES

At the end of the course, the students will be able to

- determine eigen values and eigen vectors and diagonalize real symmetric matrices.
- classify various types of functions involved in engineering fields, their differentiation techniques and applications
- find partial derivatives and apply the same to find maxima and minima of two or more variables
- implement different methods of integration used in engineering problems
- execute suitable integration techniques to calculate surface areas and volumes.

TEXT BOOKS


1. Grewal B.S., "Higher Engineering Mathematics", Khanna Publishers, 42nd Edition, New Delhi, 2017.
2. T. Veerarajan., "Engineering Mathematics", 3rd Edition, Tata McGraw Hill, 2011.

REFERENCE BOOKS

1. Erwin Kreyszig., "Advanced Engineering Mathematics" 10th Edition, Wiley Publications, New Delhi, 2016.
2. Ramana B.V., Higher Engineering Mathematics, Tata McGraw Hill New Delhi, 11th Reprint, 2010.
3. Dass, H.K., and Er. Rajnish Verma, "Higher Engineering Mathematics", S. Chand Private Ltd, 2011.
4. Glyn James, "Advanced Modern Engineering Mathematics", 3rd Edition, Pearson Education, 2012.
5. James Stewart, "Calculus", 8th Edition, Cengage Learning, USA, 2015 reprint.

CO/PO Mapping:

Mapping of Course Outcomes with Programme Outcomes (3/2/1 indicates strength of correlation) 3- Strong, 2-Medium, 1-Weak														
CO	Programmes Outcomes(POs)													
	PO1	PO2	PO3	PO4	PO5	PO6	PO7	PO8	PO9	PO10	PO11	PO12	PSO1	PSO2
CO1	3	3	3	3	-	-	-	-	-	-	-	3	-	-
CO2	3	3	3	3	-	-	-	-	-	-	-	3	-	-
CO3	3	3	3	3	-	-	-	-	-	-	-	3	-	-
CO4	3	3	3	3	-	-	-	-	-	-	-	3	-	-
CO5	3	3	3	3	-	-	-	-	-	-	-	3	-	-



COURSE OBJECTIVES

To enable the students to

- inculcate sound understanding of water quality parameters and water treatment techniques.
- establish basic knowledge of polymer composition from monomers.
- notify the students with the basics of dyes and colour formation.
- understand the preparation and properties of oils, fats and lubricants.
- impart knowledge on the basic principles and preparatory methods of nanomaterials.

UNIT I WATER CHEMISTRY

9

Water-sources and impurities – water quality parameter: colour, odour, pH, hardness, alkalinity, TDS, COD, BOD, and heavy metals. Hardness of water –types –expression of hardness –units –estimation of hardness of water by EDTA–boiler troubles (scale and sludge, priming and foaming, caustic embrittlement and boiler corrosion) –boiler feed water –Treatments-Internal treatment (phosphate and calgon conditioning) external treatment –Ion exchange process–desalination-Reverse Osmosis.

UNIT II POLYMERS

9

Introduction: Functionality –degree of polymerization. Classification of polymers – Natural and Synthetic; Thermoplastic and Thermosetting plastics. Functionality –Addition (Free Radical, cationic and anionic mechanism); condensation and copolymerization. Preparation, properties and uses of Nylon 6, Teflon, Kevlar and polycarbonate (Lexan). Compounding and Fabrication Techniques: Injection, Extrusion, Blow and Calendaring.

UNIT III DYES

9

Introduction, Definition-.Classification- acid, base, azo, vat and reactive dyes. -Theory of colour and constitution - Preparation and uses of 1) Azo dye-methyl orange 2) Triphenyl methane dye -Malachite green 3) Phthalein dye -phenolphthalein and fluorescein 4) Vat dye –Indigo 5) Anthraquinone dye –Alizarin.

UNIT IV OILS, FATS AND LUBRICANTS

9

Definitions-oils-Chemical analysis of oils and fats – acid, saponification and iodine values- Lubricants-mechanism of lubrication, characteristics – viscosity, viscosity index, oiliness, flash and fire points, cloud and pour points, aniline point. Semi-solid lubricant – greases, preparation of lithium and calcium greases and uses, Solid lubricants – graphite and molybdenum disulphide structure, properties and uses.

UNIT V NANOMATERIALS

9

Basics-distinction between molecules, nanoparticles and bulk materials; size-dependent properties. Nanoscale materials properties and uses of nanocluster, rods, tubes (CNT) and wires. Preparation of nanoparticles-thermolysis, hydrothermal, solvothermal and sol-gel methods. Preparation of Carbon nanotube by chemical vapour deposition, laser ablation; applications of nanomaterials in medicine, batteries and Electronics agriculture, and biotechnology.

TOTAL PERIODS: 45

COURSE OUTCOMES

At the end of the course, the students will be able to

- analyze the water quality parameters and treatment methods.
- understand the quality and uses of polymer.
- identify the constituents, applied in the dyes field.
- exposure to the fatty acids and lubricants formation..
- elaborate the importance and advancements of nanomaterials.

TEXT BOOKS


1. Jain P.C. and Jain. M., Engineering Chemistry, 17/e, 2014 Dhanpat Rai Publishing Company, New Delhi, Reprint 2017.
2. Dara S.S. and Umare S.S., A text book of Engineering Chemistry, 12/e S.Chand and Company Limited, New Delhi 2016.

REFERENCES

1. B.K.Sharma “Industrial Chemistry”, 11th ed., (2015), Goel Publication, Meerut.
2. P.L.Soni “Text Book of Organic Chemistry”, 26th Ed., (2017), S. Chand & Co, New Delhi.
3. ArunBahl and B.S. Bahl “Text Book of Organic Chemistry”, 22nd Ed., (2016), S.Chand, New Delhi.
4. R.Chatwal., “Synthetic dyes” 6th edition,(2013) Himalaya publication House , New Delhi.

CO - PO Mapping:

Mapping of Course Outcomes with Programme Outcomes: (1/2/3 indicates strength of correlation) 3-Strong, 2-Medium , 1-Weak														
COs	Programme Outcomes(POs)													
	PO1	PO2	PO3	PO4	PO5	PO6	PO7	PO8	PO9	PO 10	PO11	PO12	PSO1	PSO2
CO1	1	-	2	-	-	3	2	-	-	-	-	2	-	-
CO2	3	2	2	1	1	1	2	-	1	1	1	1	-	-
CO3	2	2	3	2	-	1	1	-	-	-	-	-	-	-
CO4	3	3	2	2	-	1	1	-	-	-	-	2	-	-
CO5	1	1	2	-	2	1	-	-	-	-	-	2	-	-



COURSE OBJECTIVES

To enable the students to

- familiarize concepts like dimensioning, conventions and standards related to engineering drawing and imbibe knowledge on plane curves and projection of points.
- understand on projection of lines and plane surfaces
- develop the visualization skills for understanding the projection of solids
- illustrate on sectioning of solids and development of surfaces for simple solids
- comprehend the orthographic projection and isometric view

CONCEPTS AND CONVENTIONS (Not for Examination)**2**

Importance of graphics in engineering applications – Use of drafting instruments – BIS conventions and specifications – Size, layout and folding of drawing sheets – Lettering and dimensioning.

UNIT I PLANE CURVES AND PROJECTION OF POINTS**8+3**

Basic Geometrical constructions, Curves used in Engineering Practices: Conics – Construction of Ellipse, Parabola and Hyperbola by eccentricity method – Construction of cycloid – Construction of involutes of square and circle – Construction of spiral curve – Drawing of tangents and normal to the above curves - Projection of points in four quadrants.

UNIT II PROJECTION OF LINES AND PLANES**8+3**

Projection of straight lines (only First angle projections) inclined to both the HP & VP -Determination of true lengths and true inclinations by Change of Position method. Projection of Planes (Square, Pentagon, Hexagon and Circle) inclined to both the principal planes by rotating object method.

UNIT III PROJECTION OF SOLIDS**9+3**

Projection of simple solids like Square Prism, Pentagonal Prism, Hexagonal Prism, Square Pyramid, Pentagonal Pyramid, Hexagonal Pyramid, Cylinder and Cone when the axis is inclined to one of the principal planes (either horizontal or vertical plane).

UNIT IV SECTION OF SOLIDS AND DEVELOPMENT OF SURFACES**9+3**

Sectioning of Prisms (Square, Pentagon, Hexagon) and Pyramids (Square, Pentagon, Hexagon), cylinder and cone in simple vertical position when the cutting plane is inclined to one of the principal planes (HP & VP) and perpendicular to the other – obtaining true shape of section; Development of lateral surfaces of simple and sectioned solids mentioned above.

UNIT V ORTHOGRAPHIC AND ISOMETRIC PROJECTIONS**9+3**

Representation of Three-dimensional objects –Need for importance of multiple views and their placement – First angle projection – layout views –developing visualization skills through multiple views from pictorial views of objects; Principles of isometric projection – isometric scale –Isometric projections of simple solids and truncated solids -Prisms, pyramids, cylinders, cones- combination of two solid objects in simple vertical positions - Conversion of Isometric view to orthographic projection.

TOTAL PERIODS: 60

COURSE OUTCOMES

At the end of the course, the students will be able to

- draw the basic curves and projection of points in four quadrants
- delineate the projections of straight lines and plane surfaces in given quadrant
- comprehend the projection of solids in various positions in first quadrant
- generate the sectioning of solids and development of surfaces
- interpret orthographic and isometric projection of simple solids

TEXT BOOKS


1. Natrajan K.V., "A text book of Engineering Graphics", Dhanalakshmi Publishers, Chennai, 2016.
2. Prabhakaran.S, Makesh.M, Subburam.V, "Engineering Graphics", Maruthi Publishers, Chennai, 2018.

REFERENCES

1. Gopalakrishna K.R., "Engineering Drawing" (Vol. I&II combined), Subhas Stores, Bangalore, 2007.
2. Luzzader, Warren.J. and Duff,John M., "Fundamentals of Engineering Drawing with an introduction to Interactive Computer Graphics for Design and Production, Eastern Economy Edition, Prentice Hall of India Pvt. Ltd, New Delhi, 2005.
3. Shah M.B., and Rana B.C., "Engineering Drawing", Pearson, 2nd Edition, 2009
4. N.D.Bhatt., "Engineering Drawing", Charotar Publishing House Pvt Ltd, Fifty third edition, 2014.

CO - PO Mapping

Mapping of Course Outcomes with Programme Outcomes: (1/2/3 indicates strength of correlation) 3-Strong, 2-Medium , 1-Weak														
COs	Programme Outcomes(POs)													
	PO1	PO2	PO3	PO4	PO5	PO6	PO7	PO8	PO9	PO 10	PO11	PO12	PSO1	PSO2
CO1	3	2	2	-	2	-	-	-	-	2	-	2	2	2
CO2	3	2	2	-	2	-	-	-	-	2	-	2	2	2
CO3	3	2	2	-	2	-	-	-	-	2	-	2	2	2
CO4	3	2	2	-	2	-	-	-	-	2	-	2	2	2
CO5	3	2	2	-	2	-	-	-	-	2	-	2	2	2



EE23101 BASIC ELECTRICAL AND ELECTRONICS ENGINEERING 3 0 0 3

COURSE OBJECTIVES

To enable the students to

- know the electrical circuit concepts.
- familiarize the basics of electrical machines.
- provide the knowledge about the semiconductor device and basic switching circuits.
- impart the knowledge on instruments used for measurements.
- recognize the wiring system, earthing and protective devices for domestic purpose.

UNIT I ELECTRICAL CIRCUITS 9

DC circuits - Ohm's law, resistance in series and parallel, Kirchhoff's laws, mesh current method, nodal voltage method; AC circuits - Phase, average value, RMS value, form factor, peak factor, instantaneous power, real power, reactive power and apparent power, power factor, RLC series circuits (Simple problems only).

UNIT II ELECTRICAL MACHINES (Quantitative only) 9

DC machines - Construction and working principle, EMF equations, types and applications; Transformer- Construction, working principle and application; Single phase induction motor- Construction and principle of operation; Starting methods - Split phase motor, capacitor start motor, shaded pole motor.

UNIT III ANALOG AND DIGITAL ELECTRONICS 9

Operation and characteristics of PN junction diodes, zener diode, bipolar junction transistor, JFET, MOSFET; Application - Rectifier and voltage regulators; Operational amplifier - Characteristics, basic applications; Basic switching circuits - JK and RS flip flop; 555 Timer - Functional block diagram; Astable and monostable multivibrator.

UNIT IV MEASUREMENTS AND INSTRUMENTATION 9

Concept of measurements; Instruments and their classification; Moving iron instruments – Construction of attraction type and repulsion type instruments; Moving coil instruments - Principle, construction and working principle; Construction and working of dynamometer type wattmeter and induction type energy meter; Digital multimeter; Instrument transformer – Current transformer (CT), potential transformer (PT).

UNIT V DOMESTIC WIRING AND SAFETY 9

Types of wiring; Earthing – Purpose of earthing, equipment earthing, system earthing; Methods of earthing - Pipe earthing, plate earthing; Protective devices - Fuse, miniature circuit breaker (MCB), earth leakage circuit breaker (ELCB), residual current circuit breaker (RCCB).

TOTAL PERIODS: 45

COURSE OUTCOMES

At the end of this course, students will be able to

- analyze the electrical circuit concepts in electrical parameter calculations.
- describe about different types of electrical machines.
- explain about the semiconductor device and basic switching circuits.
- identify the instruments used for measuring different electrical quantities.
- apply wiring system earthing and protective device concept for domestic purpose.

TEXTBOOK

1. C.L.Wadhwa, "Basic Electrical Engineering", New age international Publishers, Fourth edition, Reprint 2021.
2. S.K.Bhattacharya, "Basic Electrical and Electronics Engineering", Pearson Education India, Second edition, 2017.

REFERENCES

1. D P Kothari, I.J Nagrath, "Basic Electrical and Electronics Engineering", Second Edition, McGraw Hill Education, 2020.
2. S.K.Sahdev, " Basic Electrical Engineering ", Pearson India Education Services Pvt. Ltd, First Edition, 2015.
3. J.B. Gupta, "Basic Electrical Engineering", S.K. Kataria & Sons Publishers, Seventeenth Edition, 2023.
4. R.K.Rajput, "Basic Electrical and Electronics Engineering", University Science Press, Second Edition, Reprint 2017.

CO-PO MAPPING

Mapping of Course Outcome (CO's) with Programme Outcomes (PO's) and Programme Specific Outcomes PSO's (1/2/3 indicates strength of correlation) 3-Strong, 2-Medium, 1-Weak														
CO's	Programme Outcomes PO's												PSO's	
	PO 1	PO 2	PO 3	PO 4	PO 5	PO 6	PO 7	PO 8	PO 9	PO 10	PO 11	PO 12	PSO 1	PSO 2
CO1	3	2	2	-	-	-	-	1	-	-	2	2	-	-
CO2	3	2	1	-	-	-	-	1	-	-	2	2	-	-
CO3	3	1	-	-	-	-	-	1	-	-	2	2	-	-
CO4	3	1	-	-	-	-	-	1	-	-	2	2	-	-
CO5	3	2	-	-	-	-	-	1	-	-	2	2	-	-



EN23101

COMMUNICATION SKILLS FOR ENGINEERS I
(Common to All Branches)

2 0 2 3

COURSE OBJECTIVES

To enable the students to

- gain knowledge about the significance of vocabulary and syntax.
- develop a strong base in the use of English language.
- enhance the reading skills of the students to communicate confidently and effectively.
- draft effective essays and emails for effective communication.
- improve their basic speaking skills in delivering & confidently participating in impromptu talks.

UNIT I

6

Language focus - Word Formation - Prefix and suffix, Synonyms, Antonyms; Reading - Sub-skills of Reading, Skimming, Scanning, inferring; Writing -Description of Gadgets and Process; Sounds in English.

UNIT II

6

Language focus - Spelling - Homophones - Homonyms - Words used as Nouns and Verbs - Comparative Adjectives; Reading - Extensive reading; Letter writing - invitation; acceptance and declining letter - simple expressions.

UNIT III

6

Language focus - Phrasal verbs - Acronyms - Abbreviations - Tenses; Use of Adjectives and Adverbs; Reading - Note Making; Writing - Paragraph Writing - compare and contrast, and Analytical, Discourse markers, travelogue.

UNIT IV

6

Language focus - Cause and Effect Expressions - Subject Verb Agreement - Wh questions - Yes or No questions; Reading - Developing analytical skills, Deductive and inductive reasoning; Writing - Instructions, Minutes of meeting.

UNIT V

6

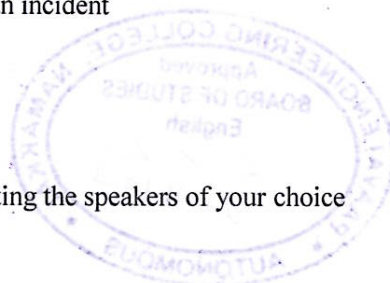
Language focus - Articles - Sentence Structures - Single line definition; Reading - Interpreting visual information, Writing - Flow Chart, Pie Chart, Bar Chart and Tabular column.

TOTAL PERIODS: 30

LIST OF EXERCISES

1. Self-Introduction and SWOT Analysis
2. JAM
3. Narration of a story or an incident
4. Tongue twisters
5. My day
6. Shadowing
7. Short speeches by adopting the speakers of your choice
8. Presentation Skills

TOTAL PERIODS: 30



COURSE OUTCOMES

At the end of the course, the students will be able to

- develop their vocabulary and grammar to express their ideas both in speaking and writing.
- develop their writing skills with the sufficient vocabulary.
- effectively Interpret and analyze the given text with the proper grammatical patterns, besides, use cohesive devices in professional communication either written or spoken.
- write the creative topics, minutes, essays and letters with the flair of language skills without errors.
- make effective presentations.

TEXT BOOKS

1. N P Sudharshana, C.Savitha. English Technical Communication. Cambridge University Press India Pvt.Ltd, New Delhi.2016.
2. Mahalakshmi.S.N.English and Workbook for Engineers. V.K.Publications, Sivakasi.2017.

REFERENCES

1. Raman, Meenakshi & Sangeetha Sharma. Technical Communication: Principles and practice. Oxford University Press, NewDelhi.2011.
2. Rizvi,Ashraf.M. Effective Technical Communication. Tata McGraw-Hill, NewDelhi.2005.
3. Rutherford, Andrea.J Basic Communication Skills for Technology. Pearson,NewDelhi,2001.

CO - PO Mapping

Mapping of Course Outcomes with Programme Outcomes: (1/2/3 indicates strength of correlation) 3-Strong, 2-Medium , 1-Weak														
COs	Programme Outcomes(POs)													
	PO1	PO2	PO3	PO4	PO5	PO6	PO7	PO8	PO9	PO 10	PO11	PO12	PSO1	PSO2
CO1	-	2	-	-	-	2	-	3	2	3	2	3	-	-
CO2	-	1	2	-	-	1	1	2	2	3	-	-	-	-
CO3	-	-	1	-	-	1	1	2	2	3	1	1	-	-
CO4	-	2	1	-	-	2	2	1	2	3	1	1	-	-
CO5	-	3	2	-	-	2	1	2	1	3	1	3	-	-



CHEMISTRY LABORATORY

0 0 2 1

CH23104 (Common to Agri, AI&ML, AI&DS, BioTech, BME, Chemical, FT, EEE, IT&PT)

COURSE OBJECTIVES

To enable the students to

- acquire practical skills in the determination of water parameter through volumetric and instrumental analysis.
- acquaint with the determination of molecular weight of a polymer.
- explain the amount of corrosion in steel by instrumentation.
- elucidate the presence of metals in aqueous media by volumetric analysis.

LIST OF EXPERIMENTS (Any Eight Experiments)

1. Estimation of Chloride content in water sample by Argentometric method.
2. Determination of Calcium and Magnesium in water sample by complexometric method.
3. Determination of strength of acid by using pH meter.
4. Determination of strength of acids in a mixture using conductivity meter.
5. Conductometric titration of strong acid Vs Strong base.
6. Determination of alkalinity in water sample.
7. Estimation of copper in the water sample using Iodometric titration.
8. Estimation of iron content in the water sample using potentiometric titration.
9. Determination of molecular weight of polymer using Oswald viscometer.
10. Corrosion studies by weight loss method.

TOTAL PERIODS: 30


COURSE OUTCOMES

At the end of the course, the students will be able to

- Outfitted with hands-on experience in the quantitative analysis of water quality parameters.
- Evaluate the weight loss in steel.
- Calculate the molecular weight of a given polymer.
- Interpret the presence of metals in aqueous media.

CO - PO Mapping:

Mapping of Course Outcomes with Programme Outcomes: (1/2/3 indicates strength of correlation) 3-Strong, 2-Medium, 1-Weak														
COs	Programme Outcomes(POs)													
	PO1	PO2	PO3	PO4	PO5	PO6	PO7	PO8	PO9	PO 10	PO11	PO12	PSO1	PSO2
CO1	2	3	2	2	1	-	-	-	2	-	-	2	-	-
CO2	2	3	2	2	1	-	-	-	2	-	-	-	-	-
CO3	1	2	1	2	1	-	-	-	1	-	-	-	-	-
CO4	2	1	1	1	2	-	-	-	-	-	-	2	-	-



GE23102

ELECTRICAL AND ELECTRONICS ENGINEERING PRACTICES LABORATORY

0 0 2 1

COURSE OBJECTIVES

To enable the students to

- understand the various wiring concepts.
- know about the energy measuring apparatus.

ELECTRICAL ENGINEERING PRACTICES

LIST OF EXPERIMENTS

1. Stair-case wiring.
2. Fluorescent lamp wiring.
3. Residential house wiring.
4. Wiring of ceiling fan with capacitor.
5. Measurement of energy using single phase energy meter.

TOTAL PERIODS: 15

COURSE OUTCOMES

At the end of this course, students will be able to

- implement wiring practice in real time.
- measure the energy consumed in real time.

ELECTRONICS ENGINEERING PRACTICES

COURSE OBJECTIVES

To enable the students to

- know about basic logic gates, soldering and assembling of electronic components.
- gain hands-on experience in simple electronic circuits.

LIST OF EXPERIMENTS

1. Soldering simple electronic circuits and checking continuity.
2. Implementation of half wave Rectifier using diodes
3. Generation of clock signal
4. Verification of basic logic gates

COURSE OUTCOMES



At the end of the course, the students will be able to

- solder and test simple electronic circuits and verify basic logic gates.
- verify rectifier and clock generator circuits.

TOTAL PERIODS: 15

CO-PO MAPPING

Mapping of Course Outcome (CO's) with Programme Outcomes (PO's) and Programme Specific Outcomes PSO's (1/2/3 indicates strength of correlation) 3-Strong, 2-Medium, 1-Weak														
CO's	Programme Outcomes PO's												PSO's	
	PO 1	PO 2	PO 3	PO 4	PO 5	PO 6	PO 7	PO 8	PO 9	PO 10	PO 11	PO 12	PSO 1	PSO 2
CO1	3	2	-	-	-	2	-	-	1	-	-	1	1	-
CO2	3	2	-	-	-	2	-	-	1	-	-	1	2	-
CO3	3	2	-	-	-	2	-	-	-	-	-	1	1	-
CO4	3	2	-	-	-	2	-	-	-	-	-	1	2	-



அலகு I நெசவு மற்றும் பானைத் தொழில்நுட்பம் 3
சங்க காலத்தில் நெசவுத் தொழில் - பானைத் தொழில்நுட்பம் - கருப்பு சிவப்பு பாண்டங்கள் - பாண்டங்களில் கீறல் குறியீடுகள்.

அலகு II வடுவமைப்பு மற்றும் கட்டிடத் தொழில்நுட்பம் 3
சங்க காலத்தில் வடிவமைப்பு மற்றும் கட்டுமானங்கள் & சங்க காலத்தில் வீட்டுப் பொருட்களில் வடிவமைப்பு - சங்க காலத்தில் கட்டுமான பொருட்களும் நடுகல்லும் - சிலப்பதிகாரத்தில் மேடை வடிவமைப்பு பற்றிய விவரங்கள் - மாமல்லபுரச் சிற்பங்களும் கோவில்களும் - சோழர் காலத்துப் பெருங்கோயில்கள் மற்றும் பிற வழிபாட்டுத் தலங்கள் - நாயக்கர் காலக் கோயில்கள் - மாதிரி கட்டமைப்புகள் பற்றி அறிதல், மீனாட்சி அம்மன் ஆலயம் மற்றும் திருமலை நாயக்கர் மஹால் - செட்டி நாட்டு வீடுகள் - பிரிட்டிஷ் காலத்தில் சென்னையில் இந்தோ - சாரோசெனிக் கட்டிடக்கலை

அலகு III உற்பத்தி தொழில் நுட்பம் 3
கப்பல் கட்டும் கலை - உலோகவியல் - இரும்புத் தொழிற்சாலை - இரும்பு உருக்குதல், எஃகு - வரலாற்றுச் சின்னங்களாக செம்பு மற்றும் தங்க நாணயங்கள் - நாணயங்கள் அச்சடித்தல் - மணி உருவாக்கும் தொழிற்சாலைகள் - கல்மணிகள், கண்ணாடி மணிகள் - சுடுமண் மணிகள் - சங்கு மணிகள் - எலும்புத் துண்டுகள் - தொல்லியல் சான்றுகள் - சிலப்பதிகாரத்தில் மணிகளின் வகைகள்.

அலகு IV வேளாண்மை மற்றும் நீர்பாசனத் தொழில்நுட்பம் 3
அணை - ஏரிகுளங்கள், மதகு - சோழர்காலக் குமிழித் தூம்பின் முக்கியத்துவம் - கால்நடை பராமரிப்பு - கால்நடைகளுக்காக வடிவமைக்கப்பட்ட கிணறுகள் - வேளாண்மை மற்றும் வேளாண்மை சார்ந்த செயல்பாடுகள் கடல்சார் அறிவு - மீன்வளம் - முத்து மற்றும் முத்துக்குளித்தல் - பெருங்கடல் குறித்த பண்டைய அறிவு - அறிவுசார் சமூகம்

அலகு V அறிவியல் தமிழ் மற்றும் கணித்தமிழ் 3
அறிவியல் தமிழின் வளர்ச்சி - கணித்தமிழ் வளர்ச்சி - தமிழ் நூல்களை மின்பதிப்பு செய்தல் - தமிழ் மென்பொருட்கள் உருவாக்கம் - தமிழ் இணையக் கல்விக்கழகம் - தமிழ் மின் நூலகம் - இணையத்தில் தமிழ் அகராதிகள் சொற்குவைத் திட்டம்

TEXT CUM REFERENCE BOOKS:

1. தமிழக வரலாறு – மக்களும் பண்பாடும் – கே.கே.பிள்ளை. (வெளியீடு தமிழ்நாடு பாடநூல் மற்றும் கல்வியியல் பணிகள் கழகம்).
2. கணிணித் தமிழ் – முனைவர் இல. சுந்தரம் (விகடன் பிரசுரம்).
3. கீழடி – வைகை நதிக்கரையில் சங்ககால நகர நாகரிகம் (தொல்லியல் துறை வெளியீடு).
4. பொருளை – ஆற்றங்கரை நாகரிகம் (தொல்லியல் துறை வெளியீடு).
5. Social Life of Tamils (Dr.K.K.Pillay) A Joint publication of TNTB & ESC and RMRL – (in print).
6. Social Life of the Tamils – The Classical Period (Dr.S.Singaravelu) (Published by International institute of Tamil Studies.
7. Historical Heritage of the Tamils (Dr.S.V.Subramanian, Dr.K.D.Thirunavukkarasu)
8. The Contributions of the Tamils to Indian Culture (Dr.M.Valarmathi) (Published by International institute of Tamil Studies)
9. Keeladi – ‘Sangam City Civilization on the banks of river vaigai’ (Jointly Published by Department of Archaeology & Tamil Nadu Text Book and Educational Services Corporation, Tamil Nadu)
10. Studies in the History of India with Special Reference to Tamil Nadu (Dr.K.K.Pillay) (Published by the author)
11. Porunai Civilization (Jointly Published by Department of Archaeology & Tamil Nadu Text Book and Educational Services Corporation, Tamilnadu).
12. Journey of Civilization Indus to vaigai (R.Balakrishnan) (Published by RMRL) – Reference Book



**Head of the Department
Department of Science & Humanities
Paavai Engineering College (Autonomous)
NH-44, Pachal, Namakkal-637 018**

GE23201

TAMILS AND TECHNOLOGY

L T P C
1 0 0 1

UNIT I WEAVING AND CERAMIC TECHNOLOGY

3

Weaving Industry during Sangam Age – Ceramic technology – Black and Red Ware Potteries (BRW) – Graffiti on Potteries.

UNIT II DESIGN AND CONSTRUCTION TECHNOLOGY

3

Designing and Structural construction House & Designs in household materials during Sangam Age - Building materials and Hero stones of Sangam age – Details of Stage Constructions in Silappathikaram - Sculptures and Temples of Mamallapuram - Great Temples of Cholas and other worship places - Temples of Nayaka Period - Type study (Madurai Meenakshi Temple)- Thirumalai Nayakar Mahal - Chetti Nadu Houses, Indo - Saracenic architecture at Madras during British Period.

UNIT III MANUFACTURING TECHNOLOGY

3

Art of Ship Building - Metallurgical studies - Iron industry - Iron smelting, steel - Copper and gold Coins as source of history - Minting of Coins – Beads making - industries Stone beads - Glass beads - Terracotta beads - Shell beads/ bone beads - Archeological evidences - Gem stone types described in Silappathikaram.

UNIT IV AGRICULTURE AND IRRIGATION TECHNOLOGY

3

Dam, Tank, ponds, Sluice, Significance of Kumizhi Thoempu of Chola Period, Animal Husbandry - Wells designed for cattle use - Agriculture and Agro Processing - Knowledge of Sea - Fisheries – Pearl - Conche diving - Ancient Knowledge of Ocean - Knowledge Specific Society.

UNIT V SCIENTIFIC TAMIL & TAMIL COMPUTING

3


Development of Scientific Tamil - Tamil computing – Digitalization of Tamil Books – Development of Tamil Software – Tamil Virtual Academy – Tamil Digital Library – Online Tamil Dictionaries – Sorkuvai Project

TOTAL PERIODS: 15

TEXT CUM REFERENCE BOOKS:

1. தமிழக வரலாறு – மக்களும் பண்பாடும் – கே.கே.பிள்ளை. (வெளியீடு தமிழ்நாடு பாடநூல் மற்றும் கல்வியியல் பணிகள் கழகம்).
2. கணிணித் தமிழ் – முனைவர் இல. சுந்தரம் (விகடன் பிரசுரம்).
3. கீழடி – வைகை நதிக்கரையில் சங்ககால நகர நாகரிகம் (தொல்லியல் துறை வெளியீடு).
4. பொருதை – ஆற்றங்கரை நாகரிகம் (தொல்லியல் துறை வெளியீடு).

5. Social Life of Tamils (Dr.K.K.Pillay) A Joint publication of TNTB & ESC and RMRL – (in print).
6. Social Life of the Tamils – The Classical Period (Dr.S.Singaravelu) (Published by International institute of Tamil Studies.
7. Historical Heritage of the Tamils (Dr.S.V.Subramanian, Dr.K.D.Thirunavukkarasu)
8. The Contributions of the Tamils to Indian Culture (Dr.M.Valarmathi) (Published by International institute of Tamil Studies)
9. Keeladi – ‘Sangam City Civilization on the vanks of river vaigai’ (Jointly Published by Department of Archaeology & Tamil Nadu Text Book and Educational Services Corporation, Tamil Nadu)
10. Studies in the History of India with Special Reference to Tamil Nadu (Dr.K.K.Pillay) (Published by the author)
11. Porunai Civilization (Jointly Published by Department of Arcaeology & Tamil Nadu Text Book and Educational Services Corporation, Tamilnadu).
12. Journey of Civilization Indus to vaigai (R.Balakrishnan) (Published by RMRL) – Reference Book


Head of the Department
Department of Science & Humanities
Paavai Engineering College (Autonomous)
NH-44, Pachal, Namakkal-637 018

MA23201 COMPLEX VARIABLES AND DIFFERENTIAL EQUATIONS 3 1 0 4

(Common to AGRI, AERO, BME, BIOTECH, CIVIL, CHEMICAL, ECE, EEE, FOOD, MECH, MCT, ROBOTICS, PHARMA)

OBJECTIVES

To enable the students to

- develop analytical techniques to solve various higher order differential equations with constant and variable coefficients
- study Laplace Transforms of various standard functions, periodic functions and understand the techniques of solving ordinary differential equations using Laplace Transform methods.
- gain knowledge on differentiation and integration of vector-valued functions
- understand the differential calculus of complex variables and analytic functions
- recognize the concept of complex integration applied in engineering disciplines

UNIT I ORDINARY DIFFERENTIAL EQUATIONS 12

Higher order linear differential equations with constant coefficients; Method of variation of parameters; Method of undetermined coefficients; Cauchy's and Legendre's linear equations.

UNIT II LAPLACE TRANSFORM 12

Laplace transform - Transform of elementary functions, Properties; Transform of periodic functions; Definition of Inverse Laplace transforms - Statement and applications of Convolution theorem; Initial and Final value theorems; Solution of linear ODE of second order with constant coefficients by Laplace transforms.

UNIT III VECTOR CALCULUS 12

Gradient, Divergence and Curl, Directional derivative; Irrotational and solenoidal vector fields; Vector integration – Statement of Green's, Gauss divergence and Stokes' theorem, Verification and Simple applications.

UNIT IV ANALYTIC FUNCTIONS 12

Functions of a complex variable; Analytic functions - Statement of Cauchy-Riemann equations; Harmonic functions and orthogonal properties, Harmonic conjugate, Construction of analytic functions; Conformal mapping - $w = z+c$, cz , $1/z$ and Bilinear transformation.

UNIT V COMPLEX INTEGRATION 12

Complex integration - Statement and applications of Cauchy's integral theorem and Cauchy's integral formula; Taylor and Laurent expansions; Singular points - Residues, Residue theorem; Contour integration - evaluation of circular and semicircular Contour.

TOTAL PERIODS: 60

COURSE OUTCOMES

At the end of the course, the students will be able to

- solve higher order differential equations with constant and variable coefficients.
- determine Laplace transforms of various functions and solve initial value problems using Laplace transforms.
- familiarize with vector calculus concepts.
- gain knowledge on the analytic functions and related concepts.
- solve real definite integrals with the help of complex integration techniques.

TEXT BOOKS


1. Grewal. B.S., “Higher Engineering Mathematics”, 42nd Edition, Khanna Publications, Delhi, 2011.
2. Erwin Kreyszig., “Advanced Engineering Mathematics”, 10th Edition, John Wiley and Sons, New Delhi, 2016.

REFERENCE BOOKS

1. Ramana B.V, “Higher Engineering Mathematics”, Tata McGraw Hill Publishing Company, New Delhi, 2008.
2. T. Veerarajan., “Engineering Mathematics”, 3rd Edition, Tata McGraw Hill, 2011.
3. Peter V. O’Neil, “Advanced Engineering Mathematics”, 7th Edition, Cengage learning, 2012.
4. Bali N., Goyal M. and Watkins C., “Advanced Engineering Mathematics”, Firewall Media (An imprint of Lakshmi Publications Pvt., Ltd.), New Delhi, 7th Edition, 2009.
5. Dass, H.K., and Er. Rajnish Verma, “Higher Engineering Mathematics”, S. Chand Private Ltd., (2014).

CO/PO Mapping:

Mapping of Course Outcomes with Programme Outcomes (3/2/1 indicates strength of correlation) 3- Strong, 2-Medium, 1-Weak														
CO	Programmes Outcomes(POs)												PSO1	PSO2
	PO1	PO2	PO3	PO4	PO5	PO6	PO7	PO8	PO9	PO10	PO11	PO12		
CO1	3	3	2	3	-	-	-	-	-	-	-	2	-	-
CO2	3	2	3	2	-	-	-	-	-	-	-	3	-	-
CO3	3	3	3	2	-	-	-	-	-	-	-	2	-	-
CO4	3	2	3	3	-	-	-	-	-	-	-	3	-	-
CO5	3	3	2	3	-	-	-	-	-	-	-	3	-	-



(COMMON TO CHEMICAL, FOOD, PHARMA, BME, BIOTECH)

COURSE OBJECTIVES

To enable the students to

- gain knowledge about the conduction properties of metals.
- correlate the different types of semiconducting materials.
- introduce the different types of magnetic materials, dielectric materials and its applications.
- study the various advanced materials and its applications.
- recognize properties of nanoparticles and its uses.

UNIT I CONDUCTING MATERIALS 9

Conductors - Types of conducting materials; Classical free electron theory of metals - Postulates; Derivation of electrical conductivity and thermal conductivity - Wiedemann-Franz law and its verifications - Lorentz number - Merits and demerits of classical free electron theory; Quantum free electron theory - Fermi-Dirac distribution function - Effect of temperature on Fermi function; Density of energy states - Carrier concentration in metals.

UNIT II SEMICONDUCTING MATERIALS 9

Types of Semiconductors - Elemental and Compound Semiconductor; Intrinsic semiconductor: Expressions for density of electrons, holes and carrier concentration - Fermi level - Variation of Fermi level with temperature; Electrical conductivity - Band gap determination; Extrinsic semiconductors: n-type and p-type semiconductors (Qualitative); Hall effect - Determination of Hall coefficient - Applications: LED - solar cell.

UNIT III MAGNETIC AND DIELECTRIC MATERIALS 9

Magnetic Materials: Domain theory of ferromagnetism - Hysteresis - Soft and hard magnetic materials - Ferrites - Applications.

Dielectric Materials: Types of polarization - Expression for electronic and ionic polarization - orientation and space charge polarization - Langevin Debye equation - different types of dielectric breakdown - Applications (Capacitor and transformer).

UNIT IV MODERN ENGINEERING MATERIALS 9

Metallic glasses: preparation, properties and applications. Shape memory alloys (SMA): phases, shape memory effect, pseudo elastic effect, Ni-Ti alloy, applications - Bio materials - Classification of Biomaterials - Ceramics - types and applications – polymers and its applications.

UNIT V PREPARATION OF MATERIALS 9

Nanomaterials: Classification of nanomaterials - properties of nanoparticles - Top - down and bottom-up process - synthesis - Ball Milling - Co-precipitation and Electrodeposition methods - Applications.

Carbon nanotubes: Fabrication - Plasma Arcing - Pulsed Laser Deposition (PLD) - Structure - properties and Applications.

TOTAL PERIODS: 45

COURSE OUTCOMES

At the end of the course, the students will be able to

- select the metals required for specific applications in the field of engineering and technology .
- apply the knowledge of an intrinsic semiconductors and determinations of hall co - efficient.
- illustrate various magnetic, dielectric materials and its storage applications.
- predict the various types of new engineering materials and its real time applications.
- characterize the properties, preparation of nanomaterials for various optoelectronic devices.


TEXT BOOKS

1. A.Marikani, Material Science, PHI, New Delhi, 2017.
2. Rajagopal, K, Engineering Physics, PHI learning Private Limited, 2015.

REFERENCE BOOKS

1. P K Palanisamy, Solid State Physics, Scitech Publication (India) Pvt. Ltd., Chennai, 2004.
2. Wahab, M.A. -Solid State Physics: Structure and Properties of Materials. Narosa Publishing House, 2009.
3. M. Arumugam, Material Science, Anuradha Publications, 2014.
4. G. Vijayakumari, Engineering Physics, 8th edition, Vikas Publishing House Pvt. Ltd., 2015.
5. S.O.Pillai, Solid State Physics. New Academic Science, Publishers, 2018.

CO/PO Mapping (3/2/1 indicates strength of correlation) 3 - Strong, 2 - Medium, 1 - Weak														
COs	Programmes Outcomes (POs)													
	PO1	PO2	PO3	PO4	PO5	PO6	PO7	PO8	PO9	PO10	PO11	PO12	PSO1	PSO2
CO1	2	3	2	-	-	2	3	-	-	-	2	3	-	-
CO2	3	3	3	2	-	2	3	-	-	-	3	2	-	-
CO3	3	2	3	3	2	-	-	-	-	-	3	2	-	-
CO4	3	3	3	2	2	-	-	-	-	-	3	2	-	-
CO5	3	3	2	-	2	-	-	-	-	-	3	3	-	-



COURSE OBJECTIVES

To enable the students to

- know the basics of problem solving and number systems
- know about the expressions and control statements in python programs.
- develop programs with strings and functions
- understand the concepts class, objects and lists.
- acquire knowledge data structures and modules.

UNIT I PROBLEM SOLVING AND NUMBER SYSTEMS 9

Need for computer languages. Algorithms - Building blocks of algorithms (statements, state, control flow, functions); notation (pseudo code, flow chart, and programming language); algorithmic problem solving - simple strategies for developing algorithms (iteration, recursion). Number Systems - Binary, Octal, Decimal, Hexadecimal numbers. Introduction to Python - Python interpreter, Modes: Interactive mode and Script mode

UNIT II EXPRESSION AND CONTROL STATEMENTS 9

Tokens in python – Variables, Data Types, Operators, Constants, Special Symbols: Input / Output statements - I/O using built-in functions, Type Conversion (implicit and explicit conversions). Control Statements - Conditional (if) - alternative (if - else), chained conditional (if- elif - else), Iteration (while, for), break, continue.

UNIT III FUNCTIONS AND STRINGS 9

Functions - Types of functions -in built functions, user defined functions, positional arguments, default arguments, keyword arguments, return values, recursion functions; Strings handling mechanism in python – string assignments - string slices - string functions.

UNIT IV CLASS, OBJECTS AND LISTS 9

Classes - Defining Class, The Self Parameter and Adding Methods to a class: The init Method; Introduction to data structures – Lists, Introduction Creating List, Accessing the Elements of a list, Negative Indices , List slicing, Python In build Functions for Lists, The List operator, List Methods.

UNIT V TUPLES, SETS, DICTIONARIES AND MODULES 9

Tuples - tuple assignment, tuple as return value; Set – set operations, set methods; Dictionaries - operations and methods; modules - Introduction to modules – creating own modules- importing modules; Working with File- Error handling in python.

TOTAL PERIODS: 45

COURSE OUTCOMES

At the end of this course, students will be able to

- develop algorithmic solutions to simple computational problems.
- develop python programs with expressions and also read, write, execute simple Python programs.
- write python programs blocks of code that would be executed by using conditions.
- use class object concept for reuse program elements and write functions.
- Signifies compound data using Python lists, tuple, set, dictionaries and packages.

TEXT BOOKS

1. Ashok Namdev kamthane, Amit Ashok kamthane, —Programming and Problem Solving with Python, Second Edition McGraw-Hill, 2022.
2. Martin C. Brown, ``The Complete Reference -Python``, McGraw-Hill 2018.

REFERENCES

1. R.Shankar, M.Senthil, K.Palani, “ Fundamentals of computing and Programming”, Sri Krishna Publications,2008
2. Robert Sedge wick, Kevin Wayne, Robert Dondero,Introduction to Programming in Python: An Inter- disciplinary Approach, Pearson India Education Services Pvt. Ltd., 2016.
3. Guido van Rossum and Fred L. Drake Jr, —An Introduction to Python – Revised and updated for Python3.2, Network Theory Ltd., 2011.
4. Timothy A.Budd,—Exploring Python II, Mc-Graw Hill Education (India) Private Ltd.,2015.

CO/PO Mapping

Mapping of Course Out comes with Programme Out come (1,2,3 indicates the strength of correlation) (1-LOW;2-MEDIUM;3-HIGH)														
CO	Programme Outcome(POs)												Programme Specific Outcome(PSO)	
	PO1	PO2	PO3	PO4	PO5	PO6	PO7	PO8	PO9	PO10	PO11	PO12	PSO1	PSO2
CO1	3	2	1	-	-	1	-	-	-	-	-	1	2	-
CO2	3	2	1	-	2	1	-	-	-	-	-	1	2	-
CO3	3	2	1	-	2	1	-	-	-	-	-	1	2	-
CO4	3	2	1	-	2	1	-	-	-	-	-	1	2	-
CO5	3	2	1	1	2	1	-	-	-	-	-	1	2	-



COURSE OBJECTIVES

To enable students to

- understand the basic structure, properties, and functions of biomolecules
- emphasize the role of biomolecules by providing basic information on specific metabolic diseases.
- describe about the evolution of microorganisms and microscopy.
- interpret the effects of microbes in food and the clinical importance of microorganisms.
- outline the requirements of microbial nutrition for growth of microorganisms and the impact of environment on its growth.

UNIT I INTRODUCTION OF BIOMOLECULES I 9

Carbohydrates: Introduction, Classification and Nomenclature of carbohydrates – monosaccharides, disaccharides, polysaccharides; Metabolism of Carbohydrates - Glycolysis – Citric acid cycle – gluconeogenesis – glycogenesis – glycogenolysis – Pentose phosphate pathway – Glyoxalate cycle.

Lipids: Classification – structure and functions of lipids; Fatty acids – TAG structure and properties Phospholipids – functions; Derived lipids; Metabolism of Lipids - Fatty acid biosynthesis and degradation; Cholesterol biosynthesis and ketone bodies formation.

UNIT II INTRODUCTION OF BIOMOLECULES II 9

Classification, Structure and function of amino acids – Properties; Proteins – Classification – hierarchy of proteins – primary, secondary, tertiary and quaternary structure; Biologically important peptides. Metabolism – synthesis and degradation of amino acids

UNIT III INTRODUCTION TO MICROBIOLOGY 9

Origin, scope and discovery of microbiological world, Classification and nomenclature of microorganisms; Characterization and identification of microorganisms; Structural organization and reproduction – bacteria, virus and fungi; Basics of microscope, Staining Techniques – simple, differential, fungal and special staining methods; Pharmaceutical significance of microorganisms.

UNIT IV NUTRITION AND GROWTH OF MICROBES 9

Nutritional requirements for growth of microorganisms; Types of Nutrient media – bacteria and fungi; Nutritional types based on energy source; Bacterial growth curve, Methods for determining bacterial numbers, mass and cell constituents; Microbial metabolism

UNIT V CONTROL OF MICROORGANISMS 9

Physical and chemical control of microorganisms; host-microbe interactions; anti-bacterial, anti-fungal and anti-viral agents; mode of action and resistance to antibiotics; clinically important microorganisms.

TOTAL PERIODS: 45



COURSE OUTCOMES

At the end of this course, the students will be able to

- explain the structure and functional role of carbohydrates and lipids in biological reactions.
- gain knowledge in the hierarchical organization of proteins and their metabolic pathways.
- learn the fundamental concepts of microscopy and different organisms.
- obtain a significant knowledge in advanced aspects of molecular analysis.
- gain knowledge about microbes interaction and therapeutic modalities.

TEXT BOOKS


1. David L. Nelson and Michael M Cox. Lehninger's Principles of Biochemistry, Macmillan Worth Publisher, 6th Edition, 2012.
2. Voet D., Prat W.C., Voet J. Principles of Biochemistry, John Wiley and Sons, 4th Edition 2012.
3. Pelczar MJ, Chan ECS and Krein NR. Microbiology, Tata McGraw Hill Edition, New Delhi, India.
4. Bernard R. Glick & Jack J. Pasternak. Molecular Biotechnology. Indian edition. Panima Publishing Corporation, 2002

REFERENCES

1. Berg J. M., Tymoczko J. L., Stryer, L. Biochemistry, 7th Edition, Macmillon, 2012.
2. Rodwell V., Bender D., Botham K., Kennelly P., Anthony Weil P. Harpers Illustrated Biochemistry, McGraw Hill, 30th Edition 2015.
3. Tortora, G.J., Funke, B.R. and Case, C.L. Microbiology, An Introduction. 11th Edition. Pearson Education. 2012
4. Powar and Daginawala. General Microbiology, Volume – I. Himalaya Publishing House.2010

CO/PO MAPPING:

Mapping of Course Outcomes with Programme Outcomes (1/2/3 indicates strength of correlation) 3-Strong, 2-Medium, 1-Weak														
COs	Programmes Outcomes (POs)													
	PO1	PO2	PO3	PO4	PO5	PO6	PO7	PO8	PO9	PO10	PO11	PO12	PSO1	PSO2
CO1	3	1	-	2	-	-	2	-	-	-	-	2	2	-
CO2	2	-	-	2	-	2	-	-	-	-	-	-	-	2
CO3	2	1	-	3	1	-	-	1	-	-	-	-	2	1
CO4	3	1	3	2	3	1	1	-	-	-	-	1	1	2
CO5	-	-	2	1	3	1	-	-	-	1	-	-	-	1



COURSE OBJECTIVES

To enable the students to

- enhance the ability to listen, read, write and speak English.
- comprehend and draft reports related to their branches of specialization.
- augment their ability to read and comprehend technical texts.
- equip the learners to make effective presentations on topics in engineering and technology.
- participate successfully in Group Discussions.

UNIT I

6

Language focus - One word substitutions, Active Voice and Passive Voice, Spotting the Errors; Reading - critical reading; Writing - Checklist, Recommendation.

UNIT II

6

Language focus - Collocations - Fixed expressions (adhere to, on the part of etc.) - Idioms and Phrases; Reading - Extensive reading, Summarizing; Writing - Writing a job application - Resume, E-mail format; Blog writing on social media.

UNIT III

6

Language focus - Compound Nouns - Numerical Expression - Preposition; Reading - Reading articles in newspapers; Writing - Technical Reports - Industrial Visit report, Accident report, Feasibility report, Survey report.

UNIT IV

6

Language focus - Direct and Indirect Speech - If Conditionals - Purpose expression; Reading - journals articles; Writing - writing a review of a Book, film - Drafting project proposal, Letter writing - Business Correspondence - Calling for quotation, Placing orders, complaint.

UNIT V

6

Language focus - Editing - Extended Definitions - Silent Letters; Reading - English Corner; Writing - Essay writing, instructional manual, memos, agenda, circular, notices.

TOTAL PERIODS: 30

List of Exercises

1. Advertising Your Product
2. Description of an Event / Competition
3. SOP (Statement of Purpose)
4. TED Talks
5. Video Profile Making
6. Resume Writing Format
7. GD
8. Mock Interview

TOTAL PERIODS: 30

COURSE OUTCOMES

At the end of the course, the students will be able to

- converse with clarity and confidence.
- interpret and analyze a given text.
- draft comprehensive reports, job applications and e-mails.
- make effective presentations using power point.
- participate successfully in Group Discussions and interviews.

TEXT BOOKS

1. N P Sudharshana, C.Savitha. English Technical Communication. Cambridge University Press India Pvt. Ltd, New Delhi.2016.
2. Mahalakshmi.S.N.English and Workbook for Engineers.V.K.Publications,Sivakasi.2017.

REFERENCES

1. Raman, Meenakshi & Sangeetha Sharma. Technical Communication: Principles and practice. Oxford University Press, NewDelhi.2011.
2. Rizvi,Ashraf.M.Effective Technical Communication.Tata McGraw-Hill, NewDelhi.2005.
3. Rutherford, Andrea.JBasic Communication Skills for Technology. Pearson,NewDelhi,2001.

CO - PO Mapping

Mapping of Course Outcomes with Programme Outcomes: (1/2/3 indicates strength of correlation) 3-Strong, 2-Medium , 1-Weak														
COs	Programme Outcomes(POs)													
	PO1	PO2	PO3	PO4	PO5	PO6	PO7	PO8	PO9	PO 10	PO11	PO12	PSO1	PSO2
CO1	-	2	-	-	-	1	1	1	1	3	2	2	-	-
CO2	-	-	-	-	1	1	1	2	2	3	1	1	-	-
CO3	-	2	-	-	-	1	1	1	2	3	1	1	-	-
CO4	-	-	3	1	-	-	-	-	2	3	1	1	-	-
CO5	-	-	3	1	-	-	-	-	2	3	1	1	-	-



PH23205

PHYSICS OF MATERIALS LABORATORY
(COMMON TO CHEMICAL, FOOD, PHARMA, BME, BIOTECH)

0 0 2 1

COURSE OBJECTIVES

To enable the students to

- study and verify the resistance of metals by various methods
- demonstrate various experiments and physics concepts applied in sunlight and semiconductor.
- analyze the hysteresis losses of magnetic materials.
- learn the thermal conductivity property of poor conductors and the viscosity of the liquid.

LIST OF EXPERIMENTS


1. Determine specific resistance of the material of given wires using a meter bridge.
2. Verify Ohm's law - series and parallel.
3. Determination of Solar Cell parameters.
4. Determination of band gap of a semiconductor.
5. Experiments on electromagnetic induction B-H Curve experiment to determine magnetic parameter.
6. Determination of thermal conductivity of a bad conductor-Lee's disc method.
7. Determination of coefficient of viscosity of a liquid -Poiseuille's method.

TOTAL PERIODS: 30**COURSE OUTCOMES**

At the end of the course, the students will be able to

- calculate the specific resistance and verify the resistivity of the materials.
- determine characteristic of solar cell between voltage and current and also gap between bands in semiconductor.
- find the hysteresis losses of energy in given material.
- evaluate the viscosity of the liquid and thermal conducting property of bad conductors.

Mapping of Course Outcomes with Programme Outcomes (1/2/3 indicates strength of correlation) 3-Strong, 2-Medium, 1-Weak														
COs	Programmes Outcomes (POs)													
	PO1	PO2	PO3	PO4	PO5	PO6	PO7	PO8	PO9	PO10	PO11	PO12	PSO1	PSO2
CO1	3	3	2	2	-	2	-	-	-	-	2	2	-	-
CO2	3	3	2	2	-	2	-	-	-	-	2	2	-	-
CO3	3	3	2	2	-	2	-	-	-	-	2	2	-	-
CO4	3	2	2	2	-	2	-	-	-	-	2	2	-	-



COURSE OBJECTIVES

To enable the students to

- develop their knowledge in basic civil engineering practices such as plumbing, carpentry and its tool usages.
- practice joints by sawing, planning and cutting.
- develop their knowledge in basic mechanical engineering practices such as welding, sheet metal work and its tool usages.
- practice some of mechanical basics such as, fitting, drilling and basic machining.

I. CIVIL ENGINEERING PRACTICE**PLUMBING WORKS**

Hands-on-training: Exercise for plumbing works.

1. Single Tap Connection with Shower.
2. Multi Tap Connection for a house plumbing.
3. Connection of two Galvanized Iron pipes.

CARPENTRY WORKS

Hands-on-training: Exercise for carpentry works.

1. Making of T- joint for the given dimensions.
2. Making of Morise and Tenon Joint for the given dimensions.
3. Making of Dovetail Joint for the given dimensions.

II. MECHANICAL ENGINEERING PRACTICE**LIST OF EXPERIMENTS:**

7. Preparation of Arc Welding of Butt Joints, Lap Joints and Tee-Joints
8. Square Tray, Rectangular Tray and Funnel
9. Vee Fitting, Square Fitting
10. Simple Turning
11. Facing
12. Drilling Practice

TOTAL PERIODS: 30


COURSE OUTCOMES

At the end of the course, the students will be able to

- understand carpentry work in the building, installation of doors and windows.
- install plumbing systems in the building.
- prepare models by welding, machining and sheet metal.
- make the practice for drilling and fittings.

CO - PO Mapping

Mapping of Course Outcomes with Programme Outcomes														
(1/2/3 indicates strength of correlation) 3-Strong, 2-Medium, 1-Weak														
COs	Programme Outcomes(POs)													
	PO1	PO2	PO3	PO4	PO5	PO6	PO7	PO8	PO9	PO 10	PO11	PO12	PSO1	PSO2
CO1	3	1	-	-	-	-	-	-	2	1	2	2	3	2
CO2	3	1	-	-	-	-	-	-	2	1	2	2	3	2
CO3	3	1	-	-	-	-	-	-	2	1	2	2	3	2
CO4	3	1	-	-	-	-	-	-	2	1	2	2	3	2



COURSE OBJECTIVES

To enable the students to

- acquire programming skills in core python concepts
- study about object oriented skills in python.
- study about list, tuples, set, dictionaries.
- study file handling mechanisms, exception handling techniques in python

LIST OF EXPERIMENTS

1. Programs that take command line arguments (word count)
2. Compute the GCD of two numbers
3. Find the square root of a number (Newton's method)
4. First n prime numbers
5. Exponentiation (power of a number)
6. Find the maximum of a list of numbers
7. Find the factorial of the number using recursive function
8. Working with nested for loop.
9. Class and Objects.
10. File creation and access file content in python.
11. Find the most frequent words in a text read from a file
12. Working with Modules
13. Python Exception handling



TOTAL PERIODS: 60

COURSE OUTCOMES

At the end of this course, students will be able to

- create python program using various looping and control statements.
- work with object, class, functions, strings and lists in python.
- implement tuples and dictionaries in python programming.
- develop python program to perform file operations, Modules and handle the exceptions.

CO-PO MAPPING:

Mapping of Course Outcomes with Programme Outcome (3/2/1 indicates strength of correlation) 3-Strong, 2-Medium, 1-Weak														
COs	Programme Outcomes (POs)												Programme Specific Outcomes (PSOs)	
	PO1	PO2	PO3	PO4	PO5	PO6	PO7	PO8	PO9	PO10	PO11	PO12	PSO1	PSO2
CO1	2	3	2	1	1	1	-	-	1	-	1	1	1	-
CO2	2	2	2	1	1	1	-	-	1	-	-	1	2	-
CO3	3	2	2	3	1	1	-	-	2	-	-	2	2	2
CO4	3	2	2	3	1	1	-	-	2	-	-	2	2	1

COURSE OBJECTIVES

To enable students to

- understand the principles behind the qualitative and quantitative estimation of biomolecules.
- impart the knowledge of extraction and analysis of biomolecules.
- identify the microbes and characterize its nature.
- understand the propagation of microorganisms.

LIST OF EXPERIMENTS

1. Preparation of buffer –titration of a weak acid and a weak base.
2. Qualitative tests for carbohydrates and amino acids.
3. Using Ninhydrin for distinguishing Imino and amino acids.
4. Protein estimation by Biuret and Lowry's methods.
5. Protein estimation by Bradford and spectroscopic methods.
6. Extraction of lipids and analysis by TLC.
7. Culturing of microorganisms–in broth and in plates (pour plates, streak plates).
8. Isolation and identification of microorganisms from different sources–soil water and milk.
9. Staining Techniques Simple, Differential- Gram's Staining, spore /capsule staining.
10. Quantification of Microbes: Sampling and Serial Dilution; Bacterial count in Soil – TVC.
11. Effect of disinfectants on microbial flora.
12. Antibiotic Sensitivity Assay.
13. Growth curve–observation and growth characteristics of bacteria and yeast.
14. Effect of different parameters on bacterial growth (pH, temperature &UV irradiation).

TOTAL PERIODS: 60

COURSE OUTCOMES

At the end of this course, the students will be able to

- analyze the composition of biomolecules in various body fluids.
- know the various aseptic techniques and sterilization methods.
- develop the skills required for the study of microorganisms
- understand the importance of physical parameters for the optimum growth of microbes.

REFERENCES

1. Introduction of Practical Biochemistry by David T. Phummer. (II Edition)
2. Introduction of Practical Biochemistry by David T. Phummer.
3. Cappuccino, J.G. and N. Sherman "Microbiology: A Laboratory Manual", 4th Edition, Addison-Wesley, 1999.

CO/PO MAPPING:

Mapping of Course Outcomes with Programme Outcomes (1/2/3 indicates strength of correlation) 3-Strong, 2-Medium, 1-Weak														
COs	Programmes Outcomes (POs)													
	PO1	PO2	PO3	PO4	PO5	PO6	PO7	PO8	PO9	PO10	PO11	PO12	PSO1	PSO2
CO1	3	2	2	1	1	2	-	1	-	-	-	1	3	2
CO2	3	2	2	1	2	-	-	1	-	-	-	1	2	3
CO3	3	2	3	1	1	-	-	1	-	-	-	1	2	3
CO4	2	2	-	2	-	1	-	-	-	-	-	-	3	2

